

### Restrooms

Restrooms are located behind the Harbor Office, and on the north and east side of the marina. They are unlocked during the daytime. After hours, contact Security for restroom access.

### Showers

Showers are located in the restrooms behind the harbor office and on the north side of the marina. Come to the office for a key or contact Security after hours.

### Laundry

Laundry facilities are available with key access in the building behind the office and in the restroom located on the north side of the marina. Come to the harbor office or contact security after hours for a key. Both have soap and dryer sheet dispensers. Change is available at the office.

### Free Wifi

Contact Harbor Office or Security for access info.

### Dinghy

You are welcome to tie a dinghy at the Work dock or the Check-in dock when registering, using bathroom/shower facilities, or running brief errands. Please be considerate of other boaters and leave plenty of room for other vessels.

### Sewage Pump-out

A sewage pump-out station is located at the check-in dock just in front and to the west of the office.

### Extended Stays

If you would like to stay for longer than a few days, we have discounted monthly and annual rates. We can convert any daily rates that you have paid within the last 30-days to a longer term rate upon credit approval and completion of a Berthing Agreement. Check with the office for details.

### Security

Security monitors VHF Channel 16 or can be reached on cell phone 707-954-8341.



101 Citizens Dock Road  
Crescent City, CA 95531

[www.CCHarbor.com](http://www.CCHarbor.com)



**Harbor Office & Gift Shop**  
(707) 464-6174  
Mon.- Fri. 8:00 a.m. - 5:00 p.m.

Also open Sat. & Sun 10:00a.m. - 4:00pm  
Memorial Day thru Labor Day

**Maintenance Shop**  
(707) 464-5481  
Mon.-Fri. 7:00 a.m. - 3:00 p.m.

**Fuel Dock**  
(707) 465-1776  
Call for service

**After Hours/Weekends**  
When the harbor office is closed, please  
contact Security on VHF Channel 16  
or by cell phone at 707-954-8341

## Marina Guide & Dock Map



### Arrival

Please check-in at the Harbor Office Monday-Friday between 8:00 am-5:00pm. After hours and on weekends, please contact Security for check-in. Security monitors VHF Channel 16 or can be reached by cell phone at 707-954-8341

Please be prepared with the following information:

- Vessel name
- Vessel type (fishing, motor, or sail)
- Documentation or Registration number
- Vessel OVERALL length

If you are unable to reach harbor staff, feel free to side tie to H Dock which is the first dock you see when entering the marina. There is a box containing payment envelopes alongside the office door. Rates are posted near the box.

### Mooring

Transient vessel moorage is available on both sides of H-dock. Side-tie anywhere along that dock. Side-tying to other vessels (rafting) is prohibited due to the proximity to the channel.

### Fuel

Fuel is available on the north side of Citizens Dock (the pier with the large blue building on the end). You will see the white fuel shack approx. midway along the pier with white boxes to the east of it. The boxes are enclosed by a yellow barricade and contain the fuel pumps.

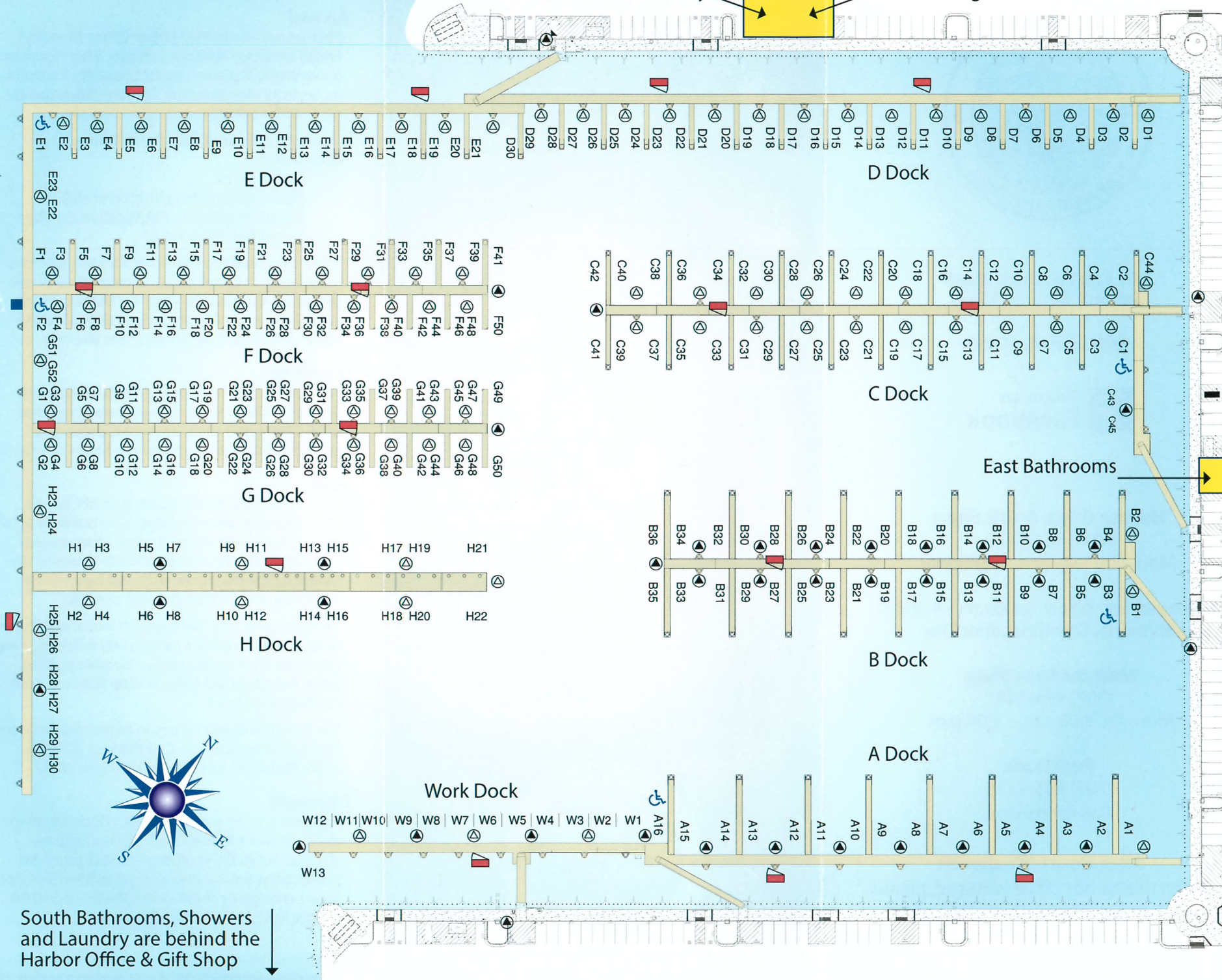
Tie to the pier and the fuel distributor will lower a hose to you. There is a camel (tire) barrier to keep your boat from going under the pier; putting down bumpers will help to keep the tires from marking your boat.

The fuel distributor comes in as needed between 8:00 a.m. and 5:00 p.m. Call them at 707-465-1776. Response time is approx. 15 minutes.

### Payment

Payment can be made by cash, check, travelers check, VISA, or MasterCard. Slip rent expires at 12:00 noon. If the office is closed, payment instructions are located alongside the office door (exact change or check only). There is a \$10.00 charge if we have to bill you.

North Bathrooms, Showers, Laundry Fish Cleaning Station







South Bathrooms, Showers and Laundry are behind the Harbor Office & Gift Shop

## POWER PEDESTAL OPERATION

- 1. Turn Breaker Off Before Connecting**  
Connect power cord to boat by inserting the proper end of the shore power cord into the boats power inlet connection, twist the plug to lock, then tighten the locking plug retainer by twisting the large nut until the unit is tight to the boat.
- 2. Connect Power Cord To Pedestal**  
With the breakers off, insert the shore power cord into the receptacle and twist the plug clockwise until the plug locks into the receptacle.
- 3. Turn Breaker On**  
With both connections secured, turn on the breaker. The power indicator on the boat should indicate a successful attachment of the plug and receptacle

## LEGEND

-  Fire Standpipe, Hose Cabinet, Fire Extinguisher
-  50 AMP, 240V Power Pedestal
-  30 AMP, 120V Power Pedestal
-  Handicap Accessible Slip

**No Fish Cleaning on Boats or Docks**  
Per Crescent City Harbor District Ordinance #32. The Harbor District will enforce this ordinance, and fines of up to \$200 PER DAY will be added to the boat's account if violations are observed. **There is a fish cleaning station on the north side of the marina next to the bathrooms.**

**See The Back Panel For Harbor Contact Information**