

UNFINISHED BUSINESS

A. Discuss and Direct Staff on Placement of Mission Statement.

Discussion and approval of placing the Harbor District Mission Statement on the Harbor Meeting room wall.

B. Appointment of Ad Hoc Design Committee. The Ad Hoc Committee will address issues raised at the January 22, 2019 Harbor Commission Meeting:

- i. Select Pantone or similar permanent color palette for approved 'Harbor Vision & Design Guidelines' booklet in place of paint selections from local hardware stores that are subject to change.
- ii. Placement and content of informational signage to be located at various sites in the Harbor that gives directions to Harbor businesses and services. These signs will serve to reduce the clutter of unapproved signage currently found at the District.
- iii. Contact City of Crescent City about the directional signage the City has placed at various sites.

A. Discuss and Direct Staff on Placement of Mission Statement.

Discussion and approval of placing the Harbor District Mission Statement on the Harbor Meeting room wall.

Crescent City Harbor Mission Statement

“The Crescent City Harbor District provides sustainable marine and shore-based commercial, economic, educational and recreational opportunities for the benefit of the community”



24" x 48" \$230.00




3" Vinyl Letters \$285.00



3" Acrylic Letters \$1395.00

B. Appointment of Ad Hoc Design Committee. The Ad Hoc Committee will address issues raised at the January 22, 2019 Harbor Commission Meeting:

- i. Select Pantone or similar permanent color palette for approved 'Harbor Vision & Design Guidelines' booklet in place of paint selections from local hardware stores that are subject to change.
- ii. Placement and content of informational signage to be located at various sites in the Harbor that gives directions to Harbor businesses and services. These signs will serve to reduce the clutter of unapproved signage currently found at the District.
- iii. Contact City of Crescent City about the directional signage the City has placed at various sites.




PANTONE®

Black 7 CP



T009-BK12
Black #17038
90% Gloss




PANTONE®

7736 C



C006-GN03
Green 60% Gloss



PANTONE®

Cool Gray 11 XGC




T013-BK62
Black Hammer
Semi-Gloss




PANTONE®

561 C




T007-GN13
D.O.T. Green
#14066 70%
Gloss



PANTONE®
21-1-7 C




T009-RD01
Red 90% Gloss




PANTONE®


3282 C



T064-GN81
Green Hammertone
Semi-Gloss



PANTONE®
201 C



T013-RD15
Red Hammer Semi-
Gloss

PANTONE®
11-0608
Coconut Milk

T013-BG38
Beige Hammer
Semi-Gloss

PANTONE®
7589 CP

P004-BR23
Bronze 40% Gloss

PANTONE®
7596 C

T032-BR62
Brown Fine Texture
Semi-Gloss

PANTONE®
315 C

T064-BL95
Blue Hammertone
Semi-Gloss

PANTONE®
3025 C


T009-BL01
Blue 90% Gloss

PANTONE®
303 CP

T008-BL20
Dark Blue 80%
Gloss

PANTONE®
444 C

C013-GR08
Gray Hammer Semi
-Gloss




PANTONE®

Cool Gray 10 CP




T064-GR660
Gray Hammertone
Semi-Gloss



PANTONE®

316 C



T013-GN220
Green Hammer
Semi-Gloss



Alta Planning + Design

4.7.14.2 Monument signs may be internally illuminated; however, the sign copy should be the only portion of the sign face that is illuminated. The sign background or field should be opaque with a non-gloss, non-reflective finish.

4.7.14.3 The sign area and height of the sign should be in proportion to the site and surrounding buildings. Signs should not be overly large so as to be the dominant feature of the site.

4.7.14.4 Monument signs should be placed perpendicular to the street or travel-way.

4.7.14.5 Monument signs should be placed so that sight lines at entry driveways and circulation aisles are not blocked.

4.7.14.6 Monument signs should incorporate materials and colors into the sign and its support structure to match or be compatible with materials and colors of the development the sign serves so it does not appear out of scale with its adjacent building(s).

4.7.14.7 Monument signs should incorporate landscaping at their base.

4.7.15 Pole Signs

4.7.15.1 Pole-mounted signs are discouraged. When allowed, pole signs will be supported by 2 poles not a single pole.

4.7.15.2 Pole signs are to incorporate architectural elements into the sign portion of the sign as well as the supporting structure.



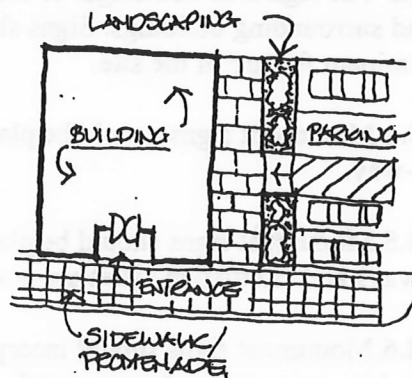
Alta Planning + Design

4.7.15.3 When the physical area of placement allows, a pole sign should incorporate a landscaped area at the base of the sign equal to one to two times the size of the sign face.

4.8 Parking Areas

4.8.1 Parking in general will be provided through shared parking of the Harbor owned parking areas. Projects that use the public parking areas may be required to make improvements to the public parking proportional to the project being proposed. Use of the public parking lots and private parking lots may be required to meet parking standards of the applicable zoning codes as well as the Design Guidelines of the Harbor.

4.8.2 Parking should be designed so that buildings on properties adjacent to a street should not have parking located between the building entrance and the sidewalk.



4.8.3 Parking should be well lit for public safety.


4.8.4 Private parking lots should comply with the following design recommendations:

4.8.4.1 Site access should promote safety by providing an adequate stacking distance for vehicles between the back of the sidewalk and the first parking stall or circulation aisle.

4.8.4.2 Site access locations should be coordinated with existing or planned median openings and driveways on the opposite side of the roadway, street, or driveway.

4.8.4.3 Conflicts between pedestrians, cyclists, and vehicles should be avoided and/or minimized.

4.8.4.4 Provide landscaping and/or landscape elements on the basis of 200 sq. ft. of planter bed or one garden element (bench, public art) per 20 parking spaces.



↑ Lighthouse

← Coastal Trail 

← Marine Mammal
Center

→ Post Office

→ Downtown

→ Museum

